

## **STUDENTS SATISFACTION SURVEY REPORT 2021-2022**

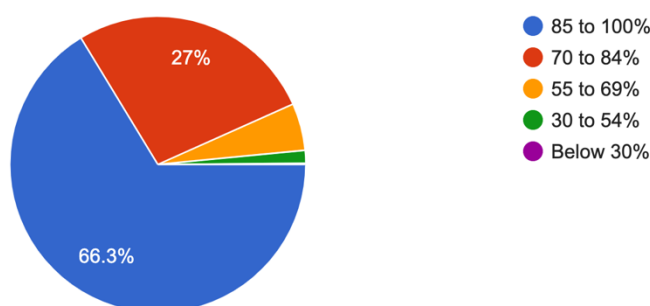
According to the UGC guideline, it is mandatory for the College to conduct the Student Satisfaction Survey to upgrade the quality of higher education in the Teaching-Learning process. The questionnaire is prepared according to the UGC-NAAC guidelines. The student is directed to respond to all the questions given in the following format with her/his sincere effort and thought. In order to ensure that the responses are unbiased a pilot survey was primarily conducted among the students; including both postgraduate and undergraduate students, to identify the difficulties and expectations of students on various facilities provided in the College. On the basis of the pilot study and based on the guidelines provided by NAAC a pre-structured questionnaire was designed by incorporating all the variables identified in the pilot survey. All the questions were rated on a five-point scale with scores 5,4,3,2 and 1 respectively. All the responses were analysed on a percentage scale and a pictorial representation was also done for easy evaluation.

### **1. How much of the syllabus was covered in the class?**

Particulars	Number of responses	Percentage
85-100%	476	66.3
70-84%	194	27.0
55-69%	37	5.2
30-54%	10	1.4
Below 30%	1	.1
	718	100.0

How much of the syllabus was covered in the class?

718 responses



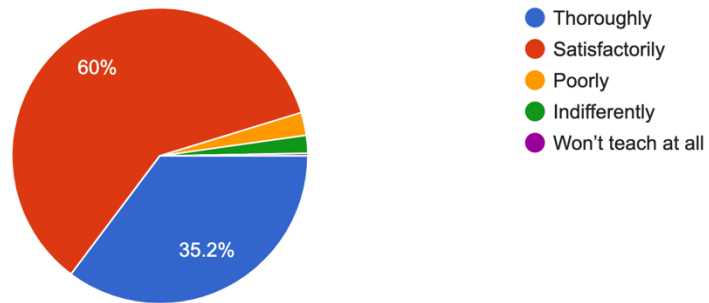
### **2. How well did the teachers prepare for the classes?**

Particulars	Number of responses	Percentage
Thoroughly	253	35.2
Satisfactorily	431	60.0
Poorly	18	2.5
Indifferently	14	1.9

Wont teach at all	2	.3
Total	718	100.0

How well did the teachers prepare for the classes?

718 responses

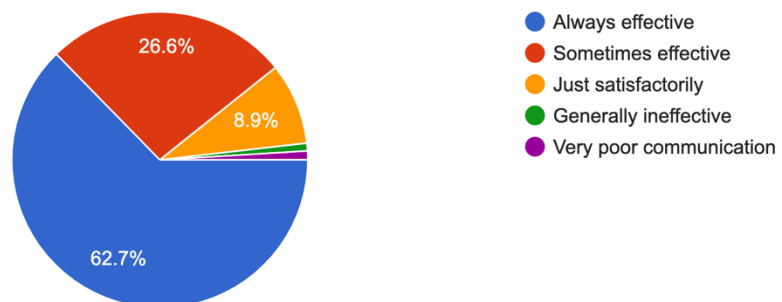


### 3. How well were the teachers able to communicate?

Particulars	Number of responses	Percentage
Always effective	450	62.7
Sometimes effective	191	26.6
Just satisfactorily	64	8.9
Generally ineffective	6	.8
Very poor communication	7	1.0
Total	718	100.0

How well were the teachers able to communicate?

718 responses

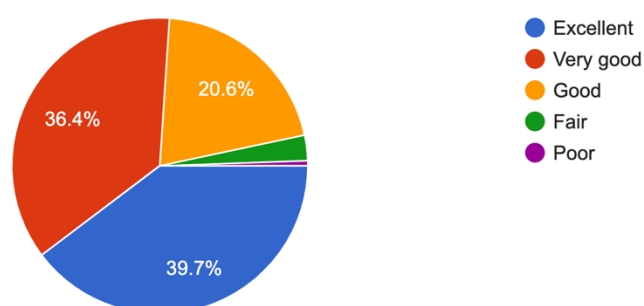


#### 4. The teacher's approach to teaching can best be described as

Particulars	Number of responses	Percentage
Excellent	285	39.7
Very Good	261	36.4
Good	148	20.6
Fair	20	2.8
Poor	4	.6
Total	718	100.0

The teacher's approach to teaching can best be described as

718 responses

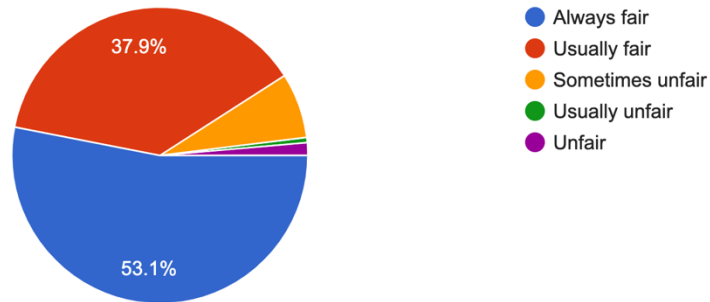


#### 5. Fairness of the internal evaluation process by the teachers.

Particulars	Number of responses	Percentage
Always Fair	381	53.1
Usually Fair	272	37.9
Sometimes Unfair	51	7.1
Usually Unfair	4	.6
Unfair	10	1.4
Total	718	100.0

Fairness of the internal evaluation process by the teachers.

718 responses

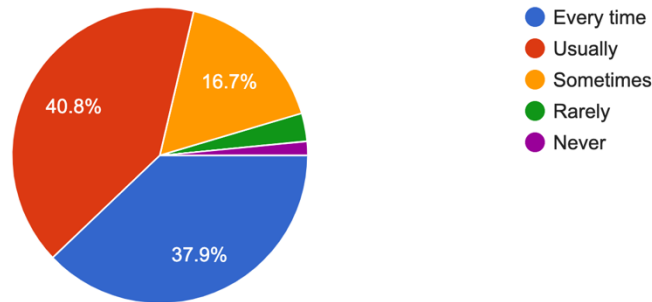


**6. Was your performance in assignments discussed with you?**

Particulars	Number of responses	Percentage
Every time	272	37.9
Usually	293	40.8
Sometimes	120	16.7
Rarely	22	3.1
Never	11	1.5
Total	718	100.0

Was your performance in assignments discussed with you?

718 responses

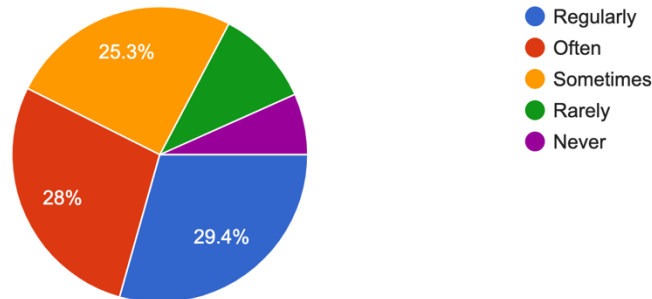


**7. The institute takes active interest in promoting internship, student exchange, field visit opportunities for students.**

Particulars	Number of responses	Percentage
Regularly	211	29.4
Often	201	28.0
Sometimes	182	25.3
Rarely	76	10.6
Never	48	6.7
Total	718	100.0

The institute takes active interest in promoting internship, student exchange, field visit opportunities for students.

718 responses

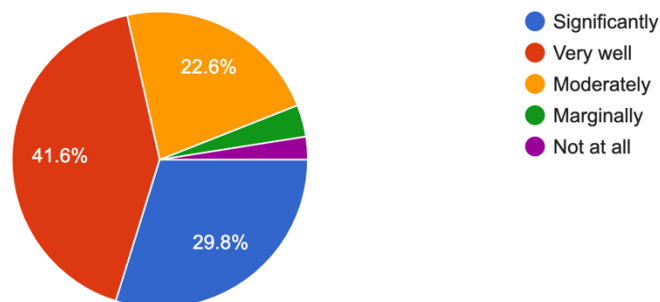


**8. The teaching and mentoring process in your institution facilitates you in cognitive, social and emotional growth**

Particulars	Number of responses	Percentage
Significantly	214	29.8
Very Well	299	41.6
Moderately	162	22.6
Marginally	25	3.5
Not at all	18	2.5
Total	718	100.0

The teaching and mentoring process in your institution facilitates you in cognitive, social and emotional growth.

718 responses



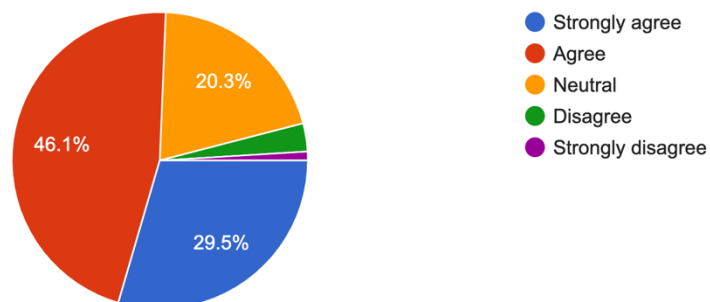
**9. The institution provides multiple opportunities to learn and grow.**

Particulars	Number of responses	Percentage
Strongly Agree	212	29.5
Agree	331	46.1
Neutral	146	20.3
Disagree	22	3.1

Strongly Disagree	7	1.0
Total	718	100.0

The institution provides multiple opportunities to learn and grow.

718 responses

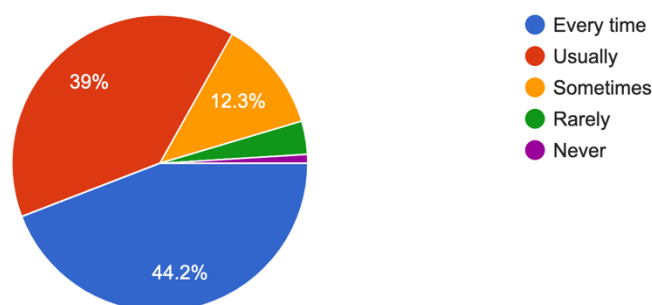


### 10. Teachers inform you about your expected competencies, course outcomes and programme outcomes.

Particulars	Number of responses	Percentage
Every Time	317	44.2
Usually	280	39.0
Sometimes	88	12.3
Rarely	26	3.6
Never	7	1.0
	718	100.0

Teachers inform you about your expected competencies, course outcomes and programme outcomes.

718 responses



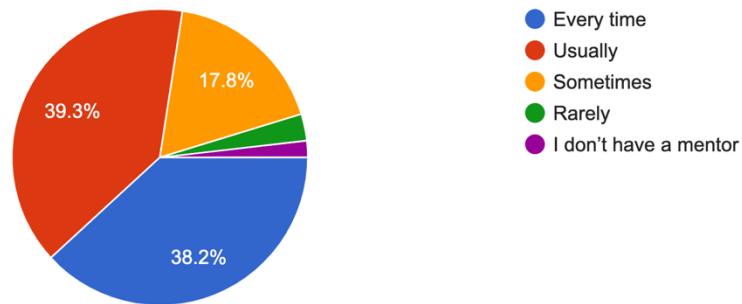
### 11. Your mentor does a necessary follow-up with an assigned task to you.

Particulars	Number of responses	Percentage
Every Time	274	38.2
Usually	282	39.3
Sometimes	128	17.8

Rarely	21	2.9
Never	13	1.8
	718	100.0

Your mentor does a necessary follow-up with an assigned task to you.

718 responses

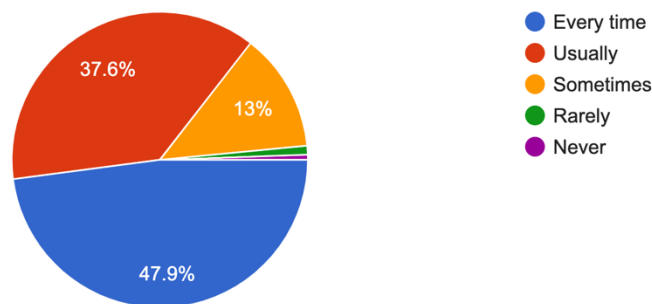


**12. The teachers illustrate the concepts through examples and applications.**

Particulars	Number of responses	Percentage
Every Time	344	47.9
Usually	270	37.6
Sometimes	93	13.0
Rarely	7	1.0
Never	4	.6
	718	100.0

The teachers illustrate the concepts through examples and applications.

718 responses



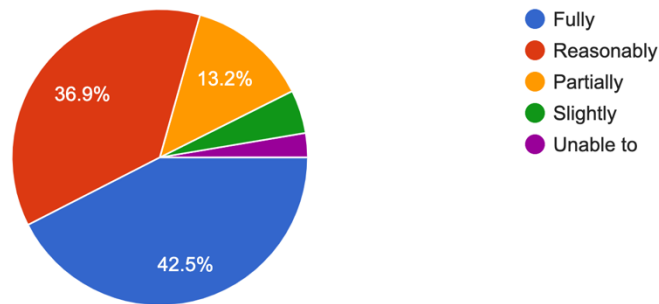
**13. The teachers identify your strengths and encourage you with providing right level of challenges.**

Particulars	Number of responses	Percentage
Fully	305	42.5
Reasonably	265	36.9
Partially	95	13.2

Slightly	34	4.7
Unable to	19	2.6
	718	100.0

The teachers identify your strengths and encourage you with providing right level of challenges.

718 responses

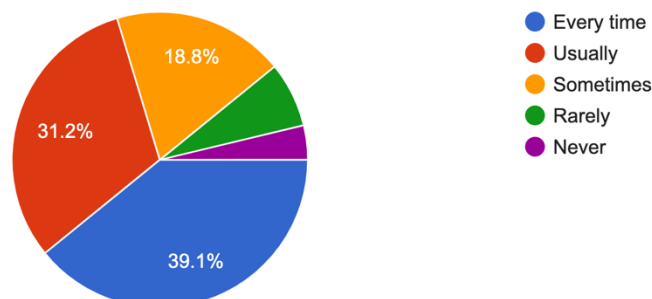


**14. Teachers are able to identify your weaknesses and help you to overcome them.**

Particulars	Number of responses	Percentage
Every Time	281	39.1
Usually	224	31.2
Sometimes	135	18.8
Rarely	51	7.1
Never	27	3.8
	718	100.0

Teachers are able to identify your weaknesses and help you to overcome them.

718 responses



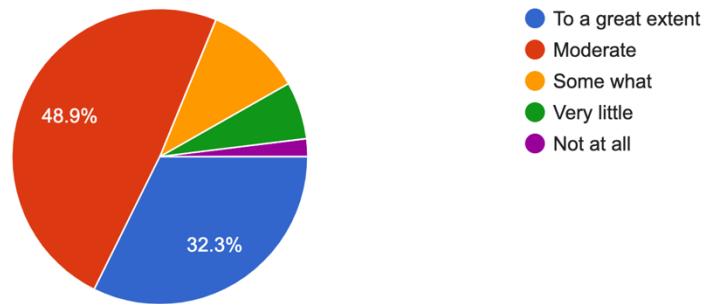


**15. The institute/ teachers use student centric methods, such as experiential learning, participative learning and problem solving methodologies for enhancing learning experiences**

Particulars	Number of responses	Percentage
To a great extent	232	32.3
Moderate	351	48.9
Some what	76	10.6
Very Little	45	6.3
Not at all	14	1.9
	718	100.0

The institute/ teachers use student centric methods, such as experiential learning, participative learning and problem solving methodologies for enhancing learning experiences.

718 responses

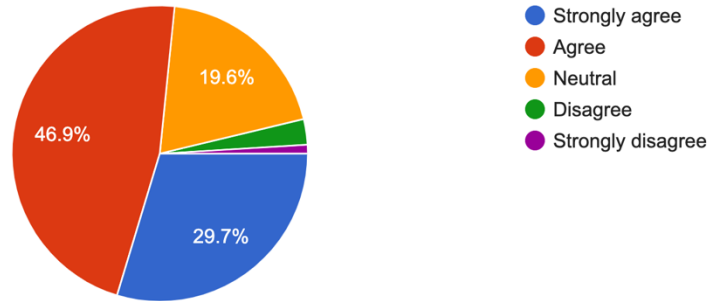


**16. The institution makes effort to engage students in the monitoring, review and continuous quality improvement of the teaching learning process.**

Particulars	Number of responses	Percentage
Strongly Agree	213	29.7
Agree	337	46.9
Neutral	141	19.6
Disagree	20	2.8
Strongly Disagree	7	1.0
	718	100.0

The institution makes effort to engage students in the monitoring, review and continuous quality improvement of the teaching learning process.

718 responses

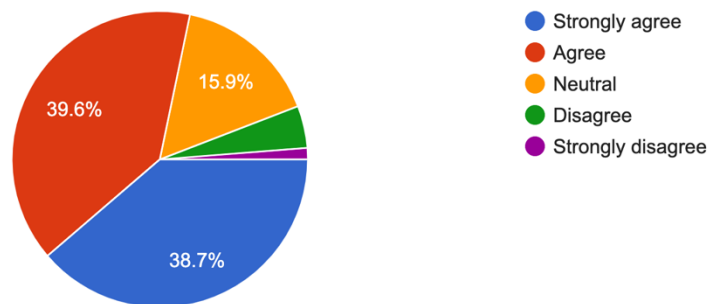


**17. Teachers encourage you to participate in extracurricular activities**

Particulars	Number of responses	Percentage
Strongly Agree	278	38.7
Agree	284	39.6
Neutral	114	15.9
Disagree	33	4.6
Strongly Disagree	9	1.3
	718	100.0

Teachers encourage you to participate in extracurricular activities.

718 responses



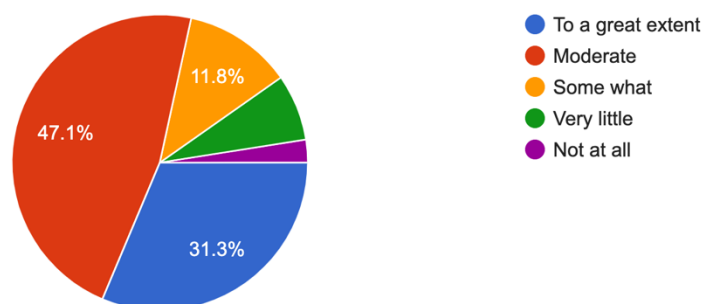
**18. Efforts are made by the institute/ teachers to inculcate soft skills, life skills and employability skills to make you ready for the world of work**

Particulars	Number of responses	Percentage
To a great extent	225	31.3%
Moderate	338	47.1%
Some what	85	11.8%
Very little	52	7.24%
Not at all	18	2.5%

	718	100.0
--	-----	-------

Efforts are made by the institute/ teachers to inculcate soft skills, life skills and employability skills to make you ready for the world of work.

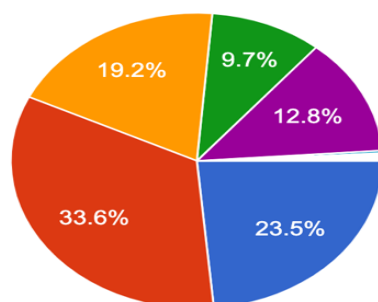
718 responses



**19. What percentage of teachers use ICT tools such as LCD projector, Multimedia, etc. while teaching**

Particulars	Number of responses	Percentage
Above 90%	225	23.5%
70-89%	338	33.6%
50-69%	85	19.2%
30-49%	52	9.7%
1-29%	10	12.8%
0	8	1.2%
	718	100.0

718 responses



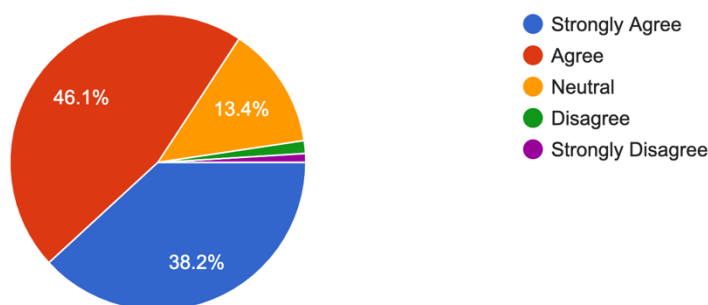
**20. The overall quality of teaching-learning process in your institute is very good**

Particulars	Number of responses	Percentage
Strongly Agree	274	38.2
Agree	331	46.1
Neutral	96	13.4

Disagree	10	1.4
Strongly Disagree	7	1.0
	718	100.0

The overall quality of teaching-learning process in your institute is very good.

718 responses



The Student Satisfaction Survey was conducted to get an overview of the courses, College, faculties, teaching- learning process, and various facilities provided by the College. From the survey, it is clear that more than half of the students were gratified with the teaching-learning practices in the College and the relationship and rapport between teachers and students. More than 80% of the students opined that the teaching-learning practices provided in the College are good. Teachers support them in co-curricular activities and even for their continuous improvement through mentoring and other student-friendly programmes.

In addition to the responses, the students were asked to provide three major suggestions for our betterment. The major suggestions put forth are stated below:

Major suggestions are highlighted below:

- All the PG departments have ICT classrooms but in addition to this UG classrooms should be converted to Smart Class Rooms.
- Industrial visits and Fieldwork is part of the Curriculum but due to the pandemic situation, the Government put restrictions on field trip. The students raised the suggestion to organise more Field work to get practical exposure.
- Effective communication must be developed and must support extracurricular activities.
- Learner-friendly classrooms will help successful learning.
- Lab facilities should be improved to meet the needs of complementary students too.
- Arrangements should be made to keep the campus premises a little more clean.
- Institute should take an active interest in promoting internships.
- Behavioral awareness in education can be promoted
- Colleg should take the initiatives to encourage nature clubs, games clubs, etc.
- Provide placement assistance after graduation itself.
- Increase the amount of scientific exposure and resource person talks whose well versed in science/respective departments.
- Providing enough scientific temper as well. Field trips related to the subject would be beneficial as well.